

The Bryant School Board completed the following training in the 2016 calendar year:

PRESIDENT	TRAINING HOURS
Sandra Porter	60.50
VICE PRESIDENT	
Scott Hart	10
SECRETARY	
Joe Wishard	35
Rhonda Sanders	7
Scott Walsh	6
Ben Lewellen	9
Danny Chism	Appointed 2017

Board members have until December 31 to complete 6 hours of required training.

OUR PLAN FOR SUCCESS: STRATEGIC PLAN 2017-2022

In the spring of 2017, Bryant Public Schools launched a community engagement process to develop the district's new strategic plan. A climate and strategic planning survey collected information to better understand stakeholders' perception of BPS and its priorities for the future. A committee was formed to evaluate and prioritize the data. Stakeholders including parents, community members, board members, and district administrators worked for over two months using the survey data to not only envision a future for the District, but also develop a road map to take us there. Leadership teams developed targeted measures essential to reaching the goals over the next five years.

The strategic plan will be used to guide decision-making and evaluate current programs for effectiveness at the district and school level. The plan contains four primary district goals, a specific set of priorities to determine how each goal is implemented, and targeted measures to monitor success and recommend areas for improvement.

Key focus areas include social and emotional learning; teaching and learning; facilities and systems; and personnel.

Learn more: [Strategic Plan 2017-2022](#)

GOAL 1

Develop student awareness to understand personal effort will maximize potential for a greater quality of life.

GOAL 2

Create challenging, innovative and diverse learning experiences and opportunities.

GOAL 3

Create effective organizational systems and environments reinforcing equity and excellence.

GOAL 4

Recruit, hire, develop, and retain a diverse and premier workforce.

Data from 2016-17
The 622 graduates of Class of 2017 earned scholarships totaling \$11.8million.

52 HONOR GRADS

ACT scores for the Class of 2017 were higher than state average.
20.4 District | 19.4 State

Data from 2015-16
GRADUATION RATE 92.7%

ATTENDANCE RATE 94.2%

1.84% DROPOUT RATE

GRADE INFLATION RATE 31.10%
COLLEGE REMEDIATION 54.0%

CONCURRENT CREDIT
Data from 2016-17

331 STUDENTS

Classes Offered 2016-17
AP Lit
AP Language
Comp 1 & 2
Speech
AP Statistics
PAP PreCal/Trig
AP Calculus
Algebra III
AP Biology
Anatomy
Western Civilization
Business Management
AP Spanish
Spanish 3
Spanish 2
AP Music Theory
Introduction to Engineering/
Principals of Engineering

CREDIT HOURS EARNED 3714

ADVANCED PLACEMENT
Data from 2016-17

of Students Taking AP Courses **663**

of AP Exams Scored 3,4, or 5 **356**

Classes Offered 2016-17
AP[®] Biology
AP[®] Calculus AB
AP[®] Chemistry
AP[®] Physics
AP[®] European History
AP[®] Language
AP[®] Literature
AP[®] Macroeconomics
AP[®] Psychology
AP[®] Spanish
AP[®] Studio Art
AP[®] Statistics
AP[®] Government and Politics
AP[®] World History
AP[®] U.S. History
AP[®] Music Theory
AP[®] Environmental Science
AP[®] Human Geography
AP[®] Computer Science A
AP[®] Computer Science Principles

The 2016-17 AP student score rate was **54%** which passed the State's qualifying score rate of **37%**.

32 LANGUAGE GROUPS

Spanish (89%) | Chinese (2%)
Vietnamese (1%) | Arabic (1%)

Less than 1%:
Hindi, Filipino, Jamaican, Urdu, Mandarin, Cambodian, Punjabi, Korean, Romanian, Nepali, Gujarati, Serbo-Croatian, German, Bengali, French, Italian, Laotian, Greek, Oromo-African, Russian, Turkish, Portuguese, Mongolian, Assyrian, Tagalog, Dutch, Taiwanese

English LEARNERS
Students who qualify for ESOL program on October 1

2017-18: **592 STUDENTS**

2016-17: **520 STUDENTS**

2015-16: **452 STUDENTS**

TAX PAYER INVESTMENT

AVG TEACHER SALARY \$56,966 State Average (AEAA, 2015-16): \$48,175	EXPENDITURE PER STUDENT \$7,859 State Average (2015-16): \$9,701	MILLAGE RATE 40.8 State Average (2016): 37.94 mills
2015 Assessment (collected 2016-17)	\$765,689,824	
Legal Balance (with Categorical Funds)	\$ 11,683,396	
TOTAL REVENUES (ALL SOURCES)	\$ 82,599,004	
Salary & Benefit Expenditures (all funds)	\$ 55,268,963	
Construction Expenditures	\$ 4,868,579	
Debt Service Expenditures	\$ 3,421,177	
Maintenance & Operation Expenditures (all funds)	\$ 16,144,492	
TOTAL EXPENDITURES (ALL FUNDS)	\$ 79,703,211	

*Data from 2015-16 Annual Statistical Report

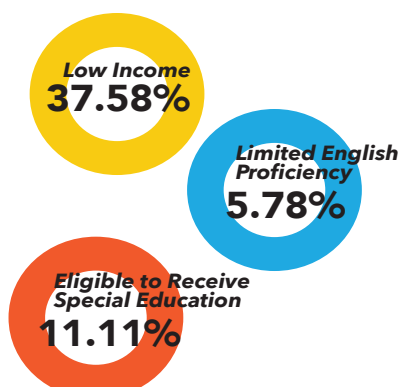
FOOD AND BEVERAGE CONTRACTS

The Bryant School District received \$8,863 in soft drink revenue in the 2016-17 school year. The money was distributed to district schools based on funds collected from vending machines on each campus.



DEMOGRAPHICS

0.2%	American Indian/Alaskan
1.9%	Asian
15.3%	Black/African American
0.1%	Hawaiian/Pacific Islander
11.7%	Hispanic/Latino
69.4%	White
1.4%	Two or More Races



BUILDING FUND SAVINGS & PROJECTS

- \$3M** CARRYOVER FROM 2014-15
- \$3M** BUDGET CUTS FROM 2015-16
- \$3.2M** CARRYOVER 2015-16
- \$3M** BUDGET CUTS FROM 2016-17
- \$2.3M** CARRYOVER 2016-17

In February 2017, Bryant voters approved an increase of 3.6 mills to fund the following construction projects:

New Elementary School (K-5)
Opens August 2018

New Junior High (Grades 8-9)
Opens August 2019

New Cafeteria, PE Facility and Fine Arts Center on BHS Campus
Opening August 2019

Hornet Stadium Renovations



OUR SCHOOLS

- 1 PRE-K PROGRAM (4 YRS)
- 7 ELEMENTARY SCHOOLS (GRADES K-5)
- 2 MIDDLE SCHOOLS (GRADES 6-8)
- FRESHMAN ACADEMY (GRADE 9)
- 1 HIGH SCHOOL (GRADES 10-12)

633 CERTIFIED STAFF | 345 CLASSIFIED STAFF



ENROLLMENT TRENDS

Numbers based on October 1 student enrollment

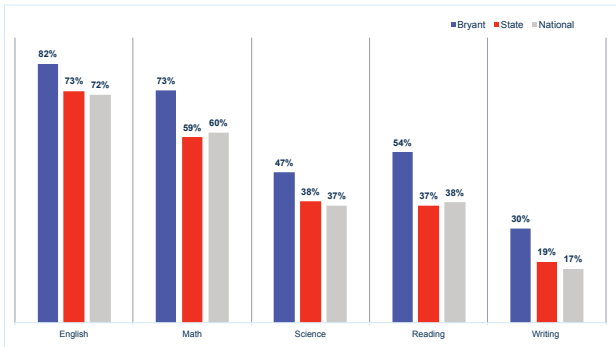


Bryant Schools has not participated in accepting School Choice students since 2015-16. School Choice students represent less than 2% of total enrollment.

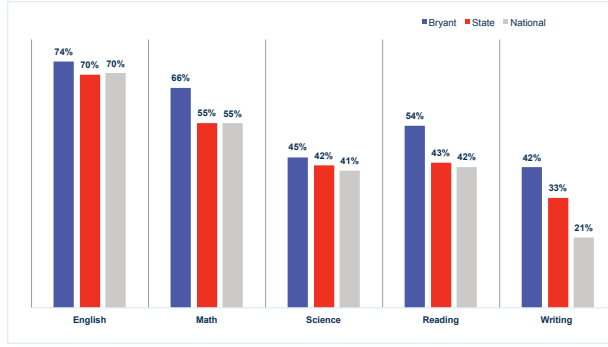
ACADEMIC ACHIEVEMENT

The ACT Aspire end-of-year summative assessment is used to assess Arkansas public school students in grades 3-10. Each student participates in English, reading, writing, math and science tests. Our students performed above the state averages on the computer-based test. We are proud of our teachers and students! Graphs indicate the percentage of Bryant students scoring ready and exceeding as compared to state and national.

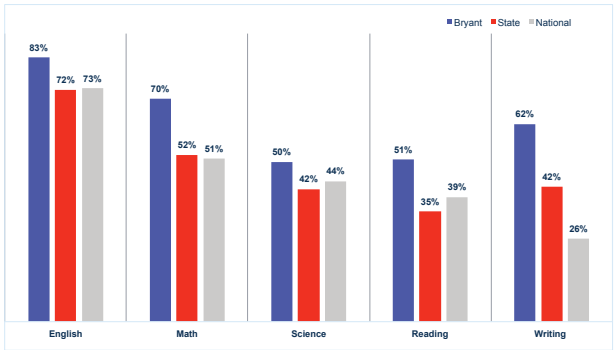
ACT Aspire 3rd Grade Comparison to State and National



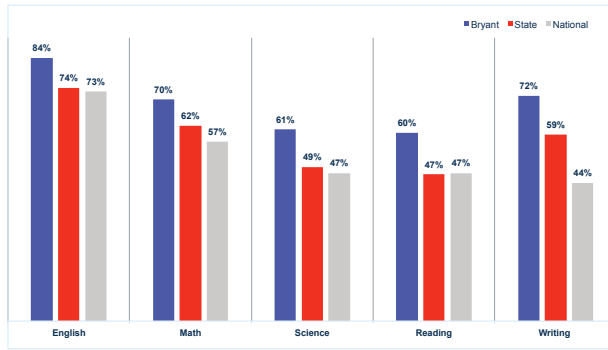
ACT Aspire 4th Grade Comparison to State and National



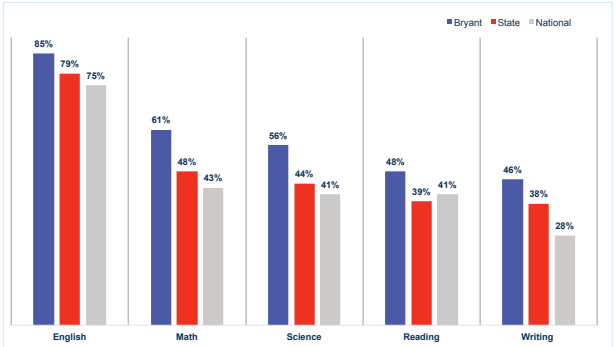
ACT Aspire 5th Grade Comparison to State and National



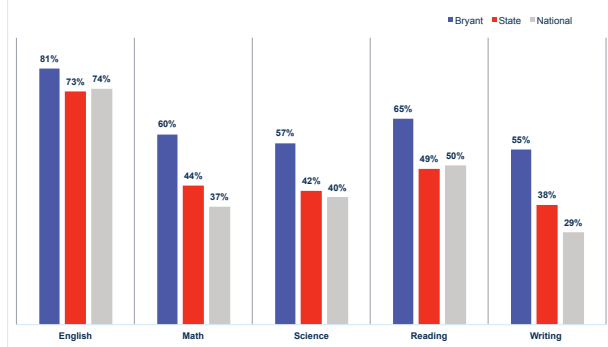
ACT Aspire 6th Grade Comparison to State and National



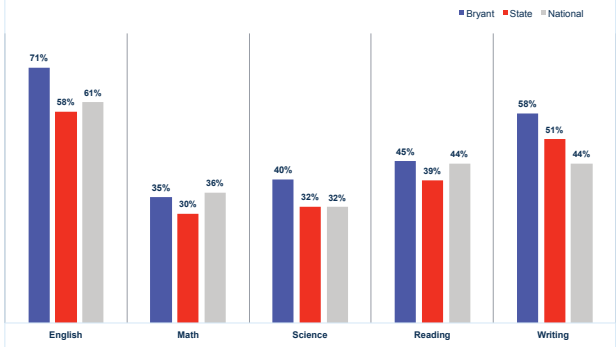
ACT Aspire 7th Grade Comparison to State and National



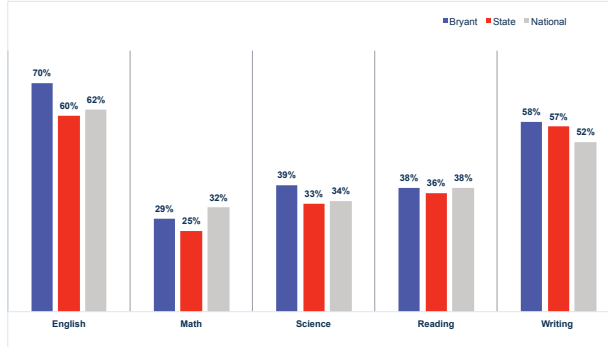
ACT Aspire 8th Grade Comparison to State and National



ACT Aspire 9th Grade Comparison to State and National



ACT Aspire 10th Grade Comparison to State and National



CELEBRATING SUCCESS

John Mark Junkins selected as National Merit Finalist.

Hill Farm's Archery Team won Arkansas National Archery in the Schools State Competition and qualified for national tournament.

Bethel's Destination Imagination Team won top honors at state tournament. Colledgeville DI joined Bethel at Globals.

Bryant High School Sophomore Select Choir and Honeybees awarded three state titles.

Bethel ranked in top 20 middle schools in the state based on Overall ACT Aspire Achievement.

Coach Kirk Bock named 2016 National Baseball Coach of the Year by National Federation of High School Sports.

Bryant High School Varsity Cheer captured 2017 Universal Cheer Association National Championship in the Super Varsity Non-Tumbling Division.

Ninety-two band members from Freshman Academy, Bethel Middle and Bryant Middle selected to All Region.

Bryant High School teacher John Williams named state finalist for Presidential Award for Excellence in Mathematics and Science Teaching.

Bryant High School received the National Athletic Trainers' Association Safe Sports School award.

Bryant Middle and Bryant High School teams competed at VEX Worlds earning three Energy Awards and Division Semi-Finalist.

The Hornet 2016 yearbook named Crown finalist, one of the highest honors given by CSPA.

Bryant Middle School's *Sting* yearbook awarded highest honor by Arkansas Scholastic Press Association, All-Arkansas.

The Hornet football team made school history by competing in the 7A state semi-finals.

Bryant High School Unified Teams placed first in Special Olympics State Volleyball and Floor Hockey.

For the second year, Caroline Campbell named the Gatorade Arkansas Girls Soccer Player of the Year.

Bryant High School had the highest number of students enrolled in computer science courses in the state.

Bryant Public Schools updated the district logo and released a mobile app.

The Legacy of Bryant completed an outstanding season with a 3rd place finish in the ASBOA State Marching Contest. Other honors for the year include Arkansas Showcase of Bands: superior ratings for Band, Color Guard, Percussion, and Drum Majors. In Class 5A (the largest division) the band earned Outstanding Color Guard; Outstanding Percussion; Outstanding Soloist; Outstanding Marching; Outstanding General Effect; Outstanding Music; Outstanding Overall Band.

Band director Keith Matthews earned The Brandon Award for Outstanding Overall Musical Performance (4A/5A bands).

Bryant High School was honored with the 7A Sportsmanship Award.

Bryant High School was designated the first Special Olympics National Unified Champion School in the state.

ACADEMIC SUCCESS



Hurricane Creek ranked in the top 5% for academic performance in the Arkansas School Recognition Program; Salem and Springhill ranked in the top 5% for academic growth.

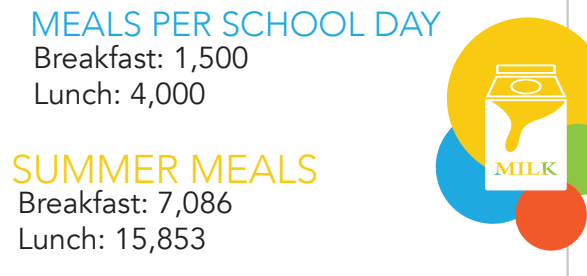
Hill Farm, Salem and Springhill, and Bethel ranked in the top 6-10% for academic performance in the AR School Recognition Program; Hurricane Creek ranked in the top 6-10% for growth. Colledgeville Elementary ranked in the top 6-10% for BOTH performance and growth.

Recognition Program; Hurricane Creek ranked in the top 6-10% for growth. Colledgeville Elementary ranked in the top 6-10% for BOTH performance and growth.

EARLY CHILDHOOD




FOOD SERVICE



TEACHER OF THE YEAR



Courtney Worthen
4th Grade
Springhill Elementary



TRANSPORTATION

97 BUSES 78 DRIVERS
73 BUS ROUTES
TRANSPORTS OVER **5,425 STUDENTS**

HIGHEST DEGREE EARNED

Teachers w/ Bachelor's Degree 43.0%
Teachers w/ Master's Degree 55.0%
Teachers w/ Advanced Degree 2.0%

35 TEACHERS W/ NATIONAL BOARD CERTIFICATION

Data from 2016-17

TECHNOLOGY



1:1 District Wide

HORNET HEALTH CENTER



August 2016-May 2017
639 PATIENTS