

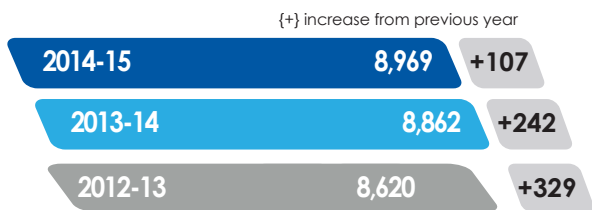
Annual Report

Bryant Public Schools
2014-15

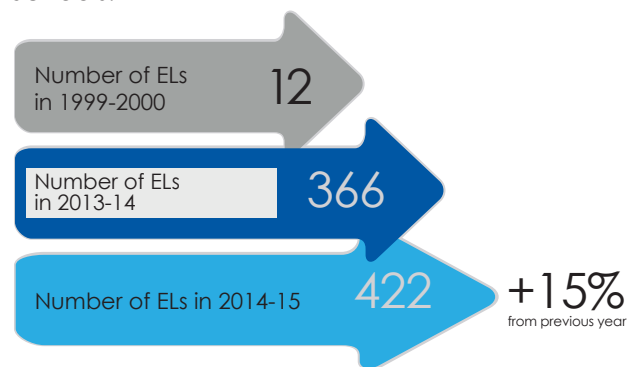


Enrollment Trends

Enrollment increased in the 2014-15 school year. The numbers are based on October 1 student enrollment.



The EL (English Learner) population is the fastest growing student group served by Bryant Schools.



Academic Performance

Student tests scores in EOC biology, 5th & 7th Grade Science and 1st and 2nd Grade ITBS are available online at bryantschools.org.




Arkansas administered the PARCC (Partnership for Assessment of Readiness for College and Careers) assessment in 2014-15 to students in grades 3-11.

District scores will be posted online when available.


BRYANT SCHOOL BOARD

The Bryant school board elected the following officers for 2014-15:

Officer	Training Hours in 2014
Michael Ferguson, President	35.75
Michael Daly, Vice President	13.0
Joe Wishard, Secretary	59.50
Sandra Porter	25.50
Scott Hart	20.75
Rhonda Sanders	22.0
David Moore	18.0



HIGHLIGHTS



District

- Salem first grade teacher Lindsay Fell named District Teacher of the Year
- Four Bryant schools recognized for high scores and achievement on 2014 state exams: BeMS, top 10 percent of schools; BMS, SES and SpES, top 20 percent. Schools received almost \$190,000 in reward funds.
- Four schools earned OEP Awards for High Achievement in 2015 assessments: BHS (EOC Biology); SpES (5th Grade Science); BeMS (7th Grade Science); PES (Beating the Odds, 5th Grade Science).
- Parent Center named Organization of the Year by Bryant Chamber of Commerce
- Awarded 2015 School-Based Health Center Initiative Grant
- Summer Food Program sponsor serving 19,200 meals at two sites over 45 days
- Faculty/staff participated in Boys & Girls Club of Bryant pledge campaign
- Partnership with Controlled Automation for plasma tables to enhance career tech welding program

High School

- Hornet Yearbook: Best of Show at JEA/NSPA; Gold Crown; Pacemaker
- JEA Yearbook Advisor of the Year (Sorrows)
- Prospective newspaper earned prestigious Pacemaker and Silver Crown awards
- National Merit Scholarship recipient
- Nineteen graduates received Governor's Distinguished Scholarship
- AP District Honor Roll
- Varsity Cheer: World Title; Sixth Place in Nationals
- 7A State Championship Teams: Varsity Cheer, Lady Hornet 4x400 relay; Hornet Track & Field; Lady Hornet Soccer
- Hornet Engineering (VEX Robotics)
- Hornet Engineering earned Energy Award in VEX Robotics World Championship, the first international robotics award in Arkansas
- Class of 2015 awarded \$6.12m in scholarships

Middle Schools

- Project Lead the Way Implementation
- BMS Hornet Engineering earned Energy Award in VEX World Championship
- Yearbook awards at AR Scholastic Press Association
- FBLA state awards

Elementary Schools

- SpES received Leader in Me School Grant
- Project Lead the Way Implementation
- KICKS 5 (Kids Improving Community through Kindness and Service) community service projects



BRYANT HIGH SCHOOL

CLASS OF 2014	2014-2015 (ELEMENTARY)
Graduation Rate 88.96%	Attendance Rate 95.29%
ACT test	bryant composite: 21.0 state composite: 20.4
AP ^{18 courses advanced placement}	number students taking AP Courses: 664 number AP exams taken: 1,234 number AP exams scored 3, 4, or 5: 416
CONCURRENT CREDIT	372 students 16 concurrent credit classes
2014 RATE	Grade Inflation: 5.50%
2013 RATES	College Remediation: 31.8% Dropout: 1.12%

Grades for Schools

The A-F grading scale is a widely accepted way to identify how well a student is performing in school, especially on tests and assignments. Beginning in 2015, school performance is evaluated using this same A-F grading scale. The following grades are based on 2013-14 data:

Grade	School	Grade
A	Bryant High School	B
B	Bethel Middle School	B
C	Bryant Middle School	C
D	Bryant Elementary	C
E	Collegeville Elementary	B
F	Davis Elementary	C
	Hill Farm Elementary	C
	Hurricane Creek Elementary	B
	Paron Elementary	C
	Salem Elementary	B
	Springhill Elementary	B

Taxpayer Investment

Category	2014-15
Mills Voted	37.2
Average Classroom Teacher Salary	\$52,706
2013 Assessment (collected 2014-15)	\$712,036,954
Legal Balance (with categorical)	\$11,986,370
TOTAL REVENUES (All Sources)	\$82,013,954
Salary & Benefit Expenditures	\$53,248,647
Maintenance & Operational Expenditures	\$18,393,219
Construction Expenditures	\$5,853,587
Debt Service Expenditures	\$4,516,253
TOTAL EXPENDITURES	\$82,011,706

Food and Beverage Contracts

The Bryant School District received \$21,106 in soft drink revenue in the 2014-15 school year. The money was distributed to district schools based on funds collected from vending machines on each campus.

STUDENT DEMOGRAPHICS

